



Kith and Kin Official Newsletter

Inside this issue:

President's Message	2
MAGG Officers	2
Membership Information	2
UN Opens Secret Archive on WWII Massacres, Murders, Torture to Public	3
New Version of Ancestry.com App Is Launched	3, 12
New Members/ Surnames	3
Book Review: Evidence! Citation & Analysis for the Family Historian	4
Run Through This Checklist Before Calling IT Support	5, 7, 8, 9
St. Joseph's School of Nursing Commencement Program is Scheduled for August 9, 1964	9
Veterans in Wood County, WI	10-11
Upcoming Meetings	12

Volume 31 Issue 3

September—October 2014

Legislation Would Provide Headstones for Veterans' Unmarked Graves

By Dick Eastman, Blog from August 8, 2014

The "Honor Those Who Served Act of 2014" would enable veterans service agencies, military researchers, historians or genealogists to request a free headstone or marker from the Department of Veterans Affairs (VA) for a veteran's grave.



Sample Military Marker.

Until 2012 the VA provided headstones for unmarked veterans' graves based on documentation of that vet's identity and service provided by these groups or individuals. That policy was then changed, limiting headstone requests to a veteran's next-of-kin or authorized family representative – a difficult requirement when dealing with graves dating back 100 years or more, and unknown family descendants. (The policy does not apply to replacement of worn, illegible or damaged markers.)

The proposed new legislation will change that policy again, making it possible for non-relatives to obtain a headstone for a documented veteran.

(Continued on page 3, "Legislature")

'Early Oregonians' migrate over to Ancestry.com

By Hannah Hoffman, Statesman Journal, August 5, 2014

A database of Oregon residents before it became a state has been picked up by Ancestry.com, the primary genealogy website in the country, giving people across the country searchable access to thousands of records predating 1860.

The "[Early Oregonians Database Index](#)" was added to the national genealogy website in July. It contains more than 100,000 entries and includes both settlers and Native Americans who already lived in the Oregon Territory.

Ancestry paid the state \$1,500 for access to the database, said Layne Sawyer, manager of reference services. The company will make the database available to subscribers, but it is free on the Oregon Archives website for anyone who would like to use it.

The project began about a decade ago, Sawyer said, in preparation for Oregon's 150th anniversary of statehood in 2009.

The Oregon State Archives ran the project, but volunteers have helped conduct the research. In fact, Ancestry helped as well, allowing researchers to mine raw Census data from 1850 and 1860 to find early settlers.

(Continued on page 6, "Early Oregonians")

President's Message

Dear Friends,

First things first! A great big Thank You goes out to Al and Pat Breden, and their children and grandchildren too, for hosting our summer picnic again this past July. As always the Breden home was a wonderful setting for visiting with our genealogy group friends and enjoying some great food. Thank you all for the fellowship and good cheer.

When writing the March president's message I mentioned that the group might plan a research trip some Saturday to the State Historical Society Library in Madison. Unfortunately it seems that both our Spring and Summer have come and gone without that trip happening. So we will make definite plans. Check your calendars. Is October 11th open for a visit to the State Historical Society or the Veteran's Museum at Madison? We'll discuss the final arrangements at our September meeting, but we will go on October 11th. In the meantime, if you are coming along, start planning your research so that you can make the most of your day. Departure time will be at 6:30 a.m. from the Northway Mall parking lot. I hope we can fill a van or two.


Another activity happening almost in our back yard this year is the upcoming Wisconsin State Genealogical Society Fall Conference on October 18th at the Hotel Mead in Wisconsin Rapids. I love the conference title, "Direct or Indirect Evidence: Sorting Out Your Genealogical Madness." Personally, I know I can use a little help from time to time sorting out the "madness." But, that's another story. This is a reasonably priced conference, good speaker and interesting topics, and close to home. What more could you possibly ask for? You can check out their meeting flyer at wsgs.org

The MAGG writing group (not sure if that's really what they're called) will be starting up again on September 10th at 6:30 p.m. in the General Meeting Room of the Marshfield Public Library with their regular writing sessions. If anyone is interested in joining this little group you're more than welcome. Dropping in just fine.

Just a reminder too, if you have suggestions on how the genealogy group can better serve your needs in anyway, just let me know.

As always,

Schnitzler



MAGG Officers and Committees

President: [Don Schnitzler](#) (2015)

Vice President: [Jennifer Witzel](#) (2014)

Secretary: [Jonah Jung](#) (2014)

Treasurer: [Noreen Moen](#) (2015)

Members at Large: [Lorraine Rogers](#) (2015)

Roger Winch (2014)

Newsletter Editor: [Vickie Schnitzler](#)

Program: [Don Schnitzler](#)

Membership: [Jennifer Witzel](#)

(Year office expires is in parentheses.)

The Marshfield Area Genealogy Group is an affiliate of the Wisconsin State Genealogical Society.

Our purpose is to provide meetings and programs of genealogical interest and to provide instruction in genealogical procedures. Also to collect, preserve, and disseminate genealogical data found in the Marshfield area and/or relative to the people of the Marshfield Area.

Meetings are held the fourth Thursday of the month except November and December.

Membership Information

Our membership year is from May 1 to April 30. Individual membership per year is \$12.00 and a Family membership is \$15.00 per year. For hardcopy newsletter add \$6. Membership Forms can be downloaded from our website [http://hstrial-marshfieldare.homestead.com/2014-](http://hstrial-marshfieldare.homestead.com/2014-2015_MAGG_Membership_Form.pdf)

[2015_MAGG_Membership_Form.pdf](http://hstrial-marshfieldare.homestead.com/2014-2015_MAGG_Membership_Form.pdf)

and returned with payment to us at: MAGG, P.O. Box 337, Marshfield, WI 54449.

UN Opens Secret Archive on WWII Massacres, Murders, Torture to Public

By Dick Eastman Blog from 17 July 2014

CBS News reports that the U.N. War Crimes Commission archive that has largely been locked away for the past 70 years under restricted access at the United Nations will be made freely available to visitors to the research room of the U.S. Holocaust Memorial Museum in Washington. Many of those named in the archive were never held accountable for the atrocities they committed.

While many of the crimes detailed in the archive are horrible to even imagine, the contents can be valuable to historians and to genealogists alike. The names of victims are often mentioned, along with the details of their incarceration and deaths. In many cases, families may be able to learn what happened to their missing relatives.

You can read more in an article in the CBS News web site at <http://goo.gl/GCRrqi>.

(from <http://blog.eogn.com/2014/07/17/un-opens-secret-archive-on-wwii-massacres-murders-torture-to-public/>)

Surnames of Our Members

Sue **MONTGOMERY BOWMAN**, 8104 NW Arboretum Road, Covallis, OR 97330-9538, bowmanjs@comcast.net
Looking for info on: Jens **LARSEN** and Kristine **SORENSEN**, also their niece, Christina **SORENSEN**.

New Members

Diane and Arnold **WEBER**, 15 Old Noxon Road, Poughkeepsie, NY 12603.

Karen E. **MITCHELL**, 304 Joel Lane, Auburndale, WI 54412.

New Version of Ancestry.com App Is Launched

We just re-launched the Ancestry App on version 6.0 for iPhone, iPad and iPod touch devices. This isn't just a re-launch on a new system, we've worked hard to add some solid new features that we think you'll enjoy.

Prioritized Hints View

We've added a new section to the application which allows you to view all the hints for a given tree from a single place. We've added a prioritized sort order to the hints in this section so that your very best hints automatically bubble up into view. In addition to a priority sort, we've made it possible to view hints based on recency, with the newest hints at the top of the list. Near the top of the new hints view you will find sort order controls titled "best" and "latest" which allow you to toggle between these two sort orders to meet your needs. We've also included some filtering capabilities for the hints in this section which will allow you to filter hints by the last name of the person the hint is for, or to filter hints by type (photo, story or record). When you see a hint that you'd like to learn more about, simply tap; the details of the hint will come into view and you will be able to accept or ignore the hint from right there.

Comments

Every day thousands of photos and stories are added to Ancestry by users of the website and the Ancestry App. When one of these pieces of great content might be associated with a relative of yours you will get a photo or story hint and you get to share this content and benefit from the work of other Ancestry users. Now you will have the ability to comment on these shared pieces of content directly from the mobile app – just like you can on the website. When viewing a photo or story you will notice a new comment area within the mobile app, here you will see comments from others and be able to leave comments of your own.

(Continued on page 12, "Ancestry.com App")

(Continued from page 1, "Legislature")

You can read more in an article by Brian Albrecht in The Plain Dealer at <http://goo.gl/dPkRCn>.

(from <http://blog.eogn.com/2014/08/08/legislation-would-provide-headstones-for-veterans-unmarked-graves/>)

Book Review: Evidence! Citation & Analysis for the Family Historian

By Dick Eastman, July 14, 2014

One thing that genealogists need to do is to always cite their sources. I well remember my early days of family tree searches. I would record new information into three-ring notebooks. (This was long before the invention of the personal computer.) I would write down names, dates, places, and perhaps a bit more information that I was lucky enough to find.

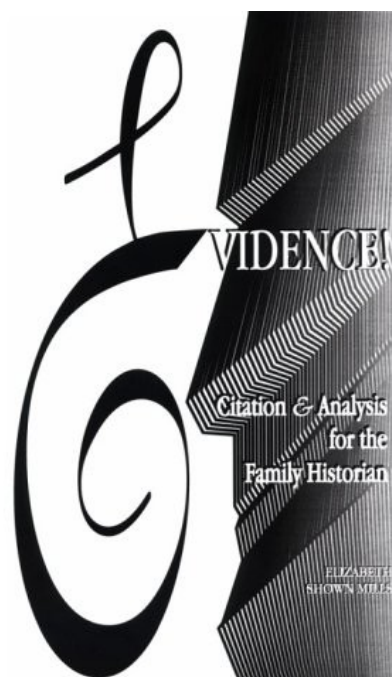
Unfortunately, in those early days I did not write down where I obtained the information. Nobody told me that I needed to do this, and I wasn't smart enough to figure it out for myself. I simply assumed that everything I found was accurate. After all, it was printed in a book, wasn't it?

As time passed, I frequently found new information that contradicted what I found earlier. When I discovered these discrepancies, I needed to determine which piece of information was more accurate. The question that arose time and again was, "Where did I find that information?" Sadly, I often did not know.

The better solution would have been to always write down where I found the information along with the data itself. This is known as citing your sources. To quote author Elizabeth Shown Mills in her excellent book, *Evidence! Citation & Analysis for the Family Historian*: "Any statement of fact that is not common knowledge must carry its own individual statement of source. ... Source notes have two purposes: to record the specific location of each piece of data and to record details that affect the use or evaluation of that data."

I am older now and, hopefully, wiser. I have spent many, many hours weeding out incorrect data, and now hopefully I have documented all my sources of information. I wish that someone had told me years ago about the need for source citations; that one step would have saved me many, many hours of backtracking. I hope that, by writing this article, I can influence some genealogy newcomers to have better habits than I did.

Of course, citing a source is not as simple as writing down the name of a book. You also should record the book's author, publication date, the page on which you



found the data, and even the name of the library or other repository where you found that book. Serious genealogists will also record the library's call number.

Of course, not all genealogy information is found in books. You also find information in hand-written records in courthouses, as well as in family Bibles, on microfilm, on Web pages, in e-mail, and other places. Each source of information may have unique requirements for recording the source references.

MAGG Newsletter Editor's Note:

Amazon offers the additional information about *Evidence: Citation & Analysis for the Family Historian*

"Every devoted genealogist is concerned with citations in their analysis for their genealogy. Accurate citations are necessary so that the evidence can be judged and if necessary allows for the research to be repeated. The author makes it easy to help genealogists (particularly the non-expert) to make sense out of citations and to improve their genealogy search. THIS BOOK IS CONSIDERED A GENEALOGY "MUST!"

(from http://www.amazon.com/gp/offer-listing/0806315431/ref=as_li_tl?ie=UTF8&camp=1789&creative=9325&creativeASIN=0806315431&linkCode=am2&tag=httpwwwrootsc-20&linkId=DBRLV37LNND2G2AN)

Run Through This Checklist Before Calling IT Support

By Jackson Chung, 12 August 2014

Being the IT support person sucks. Everyone lays their issues on you, and blame everything but themselves for whatever's going on with their computer. *No, there was nothing wrong with the keyboard prior to you spilling coffee all over it.* The IT support team is there to help and work with you — so do them a favour by learning a few basic troubleshooting methods before ringing them. Here's one that will solve 99% of all computer problems.

A checklist before calling IT SUPPORT



Tech problems can be very frustrating, especially if you think you might need to make a lengthy call to IT support. Save yourself some time with this checklist which will show you how to quickly solve the most common IT issues yourself.

Problem with your PC?



Is your PC **running slow**? Try these before you call in tech support:



- 1 Turn it off and on again.
- 2 Use Windows Update to check for and install important updates.
- 3 Clean your hard drive. Back-up important documents and media and delete unwanted files to free up at least 1GB of disk space.
- 4 Run a full virus scan. If a virus is detected, use the virus software to remove it.
- 5 Uninstall programs you don't use via Programs and Features.

Does your PC **turn itself off**? Try this:

- 1 Feel the side of the tower or bottom of your laptop. If it feels hot, it may be overheating.
- 2 Use canned air (available at most supermarkets) to blow the dust out of your machine. Under no circumstances should you use a vacuum cleaner to do this.
- 3 Replace the power supply.




Problem with your Mac?



- 1 On a Mac, Perform a PRAM reset. Shut down the computer, turn it back on and immediately hold down the **Command - Option - P - R** keys. Hold the keys until you hear the start up sound a second time.
- 2 Start the Mac in safe mode by holding the shift key as you restart. Let it start up, then restart again normally.

Problem with your mouse, keyboard or trackpad?



Mouse

- 1 Check that nothing is blocking the mouse sensor, such as dust.
- 2 If using a USB mouse, disconnect and reconnect, if you are prompted to update/download drivers, do so. You can use your keyboard to navigate if the mouse is not working.
- 3 Check that the mouse is enabled by navigating to: **Windows Start > (search) Mouse Settings > Hardware > Properties**
- 4 Manually check for and update drivers in **Windows Start > (search) Mouse Settings > Hardware > Properties > Drivers**



Wireless Mouse, Keyboard & Trackpad

- 1 Make sure the wireless mouse and keyboard are turned on.
- 2 Shut down the computer completely and wait a few minutes before starting back up again.
- 3 Check the batteries. Navigate to: **Apple Menu > System Preferences > Keyboard and Mouse** Select the Bluetooth tab to show the battery levels.
- 4 Check for signal interference from metal objects and other electrical devices. Keep the keyboard/mouse and computer within 30 feet of each other when in use.

Keyboard

- 1 If the keyboard on your laptop is not working, try cleaning under the keys with compressed air. There may be little you can do as it is often a hardware issue. As a workaround you can plug in an external keyboard.
- 2 If using an external keyboard: disconnect and reconnect, if you are prompted to update/download drivers, do so.
- 3 Check that the keyboard is enabled. Navigate to: **Windows Start > Keyboard > Hardware > Properties** and check the status of the keyboard under General.
- 4 Update drivers manually, navigate to Properties (as above) and select the Driver tab.

(Continued on page 7, "Support")

(Continued from page 1, "Early Oregonians ")

The Internet has been a blessing for genealogy, Sawyer said, and it has made the pastime so accessible to amateurs that archivists have a running joke that the only thing more popular online is pornography. It has allowed the compilation of records that used to be scattered across the country and made research much faster, she said. For example, [Find A Grave](#) users can search millions of grave records and thousands of cemeteries, she said, and Ancestry will suggest searches when it knows what geographic area you're focusing on.

Sharing records with a website company can be tricky, however. Sawyer said the state talked with Ancestry for a couple of years, trying to figure out how to work around Oregon's public records law. The website requires a subscription to search records, but Oregon requires records such as birth and death certificates to be searched at no cost. (An agency can charge for copies or redaction, for example.)

It worked out in this case because the full database is still free through the archives website.

Harriet Miller, one of the volunteers who works on the database project, said the sources of information have been surprising. From land grants to Indian res-




Harriet Miller has volunteered at the Archives since 1995.

ervations to Catholic Church marriage records, she said, information goes beyond a simple census. Some have been lost over the years, often in fires, she said. Others have survived so long the rubber

bands and metal brads holding them together have begun to deteriorate.

But fires and brittle, aging paper haven't been the only obstacles.

Researchers have begun focusing on documenting as many lives of Native Americans in Oregon as possible, Sawyer said.



Some of the Oregon Records included in the database.

However, many appear in records with several names, she said, ranging from the generic (i.e. "Indian woman") to a phonetic spelling of their names to arbitrary English or French names.

During its settlement, Oregon was home to English-speaking Protestant missionaries, French-speaking Catholic missionaries, settlers who often were illiterate and a variety of Native American tribes who did not have formally written languages.

That conflux of language created frequent miscommunication and approximations that could lead to a person having his name spelled three ways or having three different names entirely, Sawyer said, making it difficult to track one person through time.

The advent of reservation censuses helped, Sawyer said, but it's still a tricky prospect. Including Native Americans and other people who weren't considered citizens in the 19th Century has helped create a more complete picture of early Oregon, Sawyer said. The state has documented about 100,000 people who lived in Oregon Territory prior to 1860, but just 52,465 people were recorded as
(Continued on next page)

(Continued from previous page)

living here in that year's census.

Some people in the database came to Oregon but didn't stay long, she said. Others died before statehood. Others weren't counted because they weren't considered Americans, including French-Canadian fur trappers, Chinese immigrants and Native Americans.

For Miller, the project has been absorbing. She loves helping people find their histories, a hobby her mother passed on to her.

"We just wanted to document as many as we can..." she said. "I love to help people, and I feel I'm helping others and also repaying what I've learned when I've researched my own family."



Harriet Miller looks through a book of Benton County marriages from 1851 to 1922.

For all that it is personal, genealogy is also about society, Sawyer said.


"You're learning a lot about cultural history," she said, "You're learning a lot more than, 'This is when my grandparents married and this is when they died.'"

Journalist, Hannah Hoffman can be contacted at: hhoffman@statesmanjournal.com, (503) 399-6719 or follow at twitter.com/HannahKHoffman.

(from <http://www.statesmanjournal.com/story/news/politics/state-workers/2014/08/04/early-oregonians-migrate-ancestrycom/13604199/>)

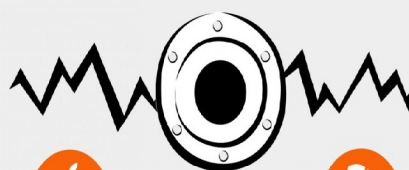
(Continued from page 5, "Support")

Trackpad



- 1 Check that the trackpad is enabled by navigating to: **Windows Start > (search) Mouse Settings > Hardware > Properties**
You can use your keyboard to navigate if the mouse is not working.
- 2 Update the trackpad drivers in: **Windows Start > (search) Mouse Settings > Hardware > Properties > Drivers**
- 3 Disconnect all USB devices and restart the computer.

Problem with your sound?



- | | |
|---|--|
| <ol style="list-style-type: none"> 1 Try doing a restart, if that doesn't work, try a PRAM restart or a safe mode restart (see "problem with your Mac?" above) 2 From the Apple Menu navigate to: System Preferences > Sound Pane > Output Tab and check the computer is playing sound from the right source (i.e. internal speakers). | <ol style="list-style-type: none"> 1 Check that none of the audio channels on the Sound Mixer (you usually find this on the taskbar) are muted. Right click the 'speaker' icon > open volume mixer and ensure none of the channels are displaying a mute icon. 2 Navigate to: Windows Start > Manage Audio Devices > Speakers and check that the device is enabled. |
|---|--|

Problem with your microphone?



- | | |
|--|---|
| <ol style="list-style-type: none"> 1 Restart the computer. 2 Perform a PRAM reset. Shut down the computer, turn it back on and immediately hold down the Command - Option - P - R keys. Hold the keys until you hear the start up sound a second time. 3 Start the Mac in safe mode (see "Problem with your mac?") 4 Check system preferences (see "Problem with your sound?") | <ol style="list-style-type: none"> 1 Right click (or navigate to) the speaker icon and select Recording Devices. Click the microphone and check that it is enabled in the General tab. 2 If the volume levels are too low, navigate to Recording Devices (as above), select the Levels tab and adjust as needed. |
|--|---|

(Continued on page 8, "Support")

(Continued from page 7, "Support")

Problem with Microsoft Office?



Having issues with Microsoft Word **crashing or running slow**? Try this:



- 1 If an unexpected error occurs and a document hasn't been saved, close all applications and then navigate to **Start > Search > All files and folders**. Then search for *.doc, *.tmp, *.wbk, *.asd and ~\$filename*.doc files
- 2 Delete the Normal.dot file in Hidden/System Files. Go to **Start > Search > All Files/Folders** and type **normal.dot** in the search box. Delete the file when it's found.
- 3 Repair Microsoft Office using the original MS Office installation disk. Insert the disk, enter setup, choose repair and follow the instructions.

Problem with your internet, WiFi or network connection?



Are you **unable to connect to the internet** or are download speeds slow? Try these:

- 1 Check that the router is plugged in and switched on. Then make sure your computer is connected by an Ethernet cable or wireless network.
- 2 Restart the router. Turn it off for ten seconds and turn back on, then restart your computer.
- 3 If it doesn't reconnect automatically, you can manually select the appropriate network by navigating to Network Settings. If connecting to a wireless network (WiFi), you may be prompted to enter a password.
- 4 If you are still unable to connect, disable the firewall and any other apps that may block access.
- 5 Clear cached wifi connections and reconnect

Problem with mobile internet?



- 1 If using a Wi-Fi network, navigate to: **General Settings > Wi-Fi** and check that you are connected to a network.
- 2 If you are connected to a network, disconnect and reconnect by turning wifi off and on again on your mobile device. Alternatively, restart the router (if you are able to).
- 3 If using 3G or 4G, navigate to **General Settings > Mobile Data** and check that it is enabled.

Problem with your iPhone?



Is your iPhone behaving badly? Try these:

- 1 Turn it off and on again.
- 2 Perform a soft reset: press the home and power buttons together for 5 seconds; once off press power button to restart.
- 3 Perform a hard reset (restore to factory settings): Plug your phone into a computer and back it up to iTunes or iCloud. On your phone, navigate to **Settings > General > Reset**. Select 'Erase All Content and Settings'.



Problem with your internet browser?



Are pages **not loading properly**? Are you inundated with pop-up ads? Try these simple fixes:



- 1 Check the issue is with your browser and not your router or internet connection. You can do this by simply testing another browser like Chrome or Internet Explorer.
- 2 Clear the browser's cookies and cache by navigating to **Menu > History > Clear Recent History**. Select Cookies and Cache from the options and click 'Clear Now'.
- 3 If pop-up ads are a problem, install a free browser add-on called Adblock Plus.
- 4 Malware (viruses and the like) often target internet browsers. Perform a full system scan using free anti-virus software to detect any possible issues.



Chrome

Type **chrome://settings/clearBrowserData** in the browser bar.
Select: Cookies and other site and plug-in data, and, Cached images and files



Internet Explorer 8 and Higher

Tools or Safety Menu > Delete browsing history
Deselect: Preserve Favorites website data
Select: Cookies, Temporary Internet Files
Click: Delete



Firefox

History > Clear Recent History
Select: Everything
Click: Clear Now



Safari


Go to **Safari Menu**
Select: Reset Safari
Select: Items you want to reset
Click: Reset, or, Remove All Website Data

Problem with your Blackberry?



Quick fixes for general issues with your BB, ranging from 3G issues to app errors and sluggishness:

- 1 Remove the battery while the device is on. Leave for 30 seconds and replace.
- 2 Perform a soft reset by holding down ALT + Right SHIFT + DEL for 2 seconds.
- 3 Perform a double soft reset: do the above (no. 2), the screen will go black, when it is no longer black, press the keys again.
- 4 Update your operating system to the latest version.
- 5 Perform a Handheld Wipe. This will reset your BB to the default operating system settings. Backup your data, then navigate to **Options > Security Options > General Settings > hit the menu key > Wipe Handheld** and follow the instructions.



If you are having problems with **BlackBerry Messenger (BBM)**, try these before calling support:

- 1 Check your device's 3G or Wi-Fi connection; you need internet access to use BBM.
- 2 Check for and install any BBM updates.
- 3 Delete and reinstall the BBM app.



(Continued on page 8, "Support")

St. Joseph's School of Nursing Commencement Program is Scheduled for August 9, 1964

(Now Celebrating their 50th Year Anniversary!)

The Sisters of the Sorrowful Mother faculty and the senior class of St. Joseph's Hospital School of Nursing announce the conferring of diplomas to the class of 1964—a class of 38—on Sunday afternoon, Aug. 9, at 3 o'clock in St. Joseph's Hospital School of Nursing auditorium, 500 St. Joseph Ave.

The commencement day program will be inaugurated with the Holy Sacrifice of the Mass at 8 a.m. with the celebrant being the Rev. John Agnew, hospital chaplain. At this time there will be the blessing and presentation of school emblems by Father Agnew.

At 9 a.m. the graduates' breakfast will be served in the cafeteria dining room.

The 3 p.m. commencement will begin with the processional, followed by the invocation by Father Agnew. Dr. Henry S. Waters will give the welcoming address, followed by the Rt. Rev. Msgr. Leo Block of Medford. Dr. and Mrs. Waters are the class sponsors.

Wayne Lauterbach will direct the Marshfield Youth Band for "Overture in Classical Style." by Charles Carter.

The conferring of diplomas will be made by Dr. Thomas J. Rice, president of St. Joseph's Hospital medical staff, and the awards will be conferred by Sister M. Basilla, assistant educational administrator of St. Joseph's Hospital School of Nursing. Sister M. Edith is the school's educational administrator.

Included in the list of graduates are three nuns—Sister M. Barbara and Sister M. Jacinta, both of Superior and Sister M. Benedicts, Marshfield. Four young men also are in the class—Frederic Williams, Reedsburg; Michael Gruber, Chilton; Donald Dahlke, Wonewoc; and Samuel Daines, Thorp.

Other members of the class are Miss Carol Markee, Miss Sandra A. Eckes, Miss Karen Gehler, Miss Susan Carrington and Mrs. Bradley (Elva) Bennett, all of Marshfield; Miss Mary Rindfleisch, Spencer; Miss Mary Jo Yrios, Miladore; Miss Barbara Walter, Granton.

Miss Kathleen McConnell and Miss Mary Jo Stast, both of Greenwood; Miss Sandra Voelker and Miss Shirley Haumschild, both of Pittsville; Miss Donna Krainz, Willard; Miss Geraldine Gorich, Babcock; Miss Joyce Krumenauer and Miss Bille Lou Fik, both of Chippewa Falls.

Miss Mary Ferstl, Reedsburg; Miss Sally Ann Bates, Wisconsin Rapids; Miss Mary Schraufnagel, Glidden; Miss June Wiedenhoeft and Miss Margaret Butkus; both of Stevens Point; Miss Mary Jane Nedobs and Miss Doris Yohnk, both of Bloomer; Miss Suzanne Backhaus, Boyd.

Miss Carol Leisz, Turtle Lake; Miss Harriet Chartrand, Stambaugh, Mich.; Miss Judith Licht, Stanley; Miss Jeanne Ourada, Antigo; Miss Henrietta McFarland, Manitowish Waters; Miss Judith Kols, Cornell; and Miss Connie Benter, Iron River, Mich.

(from Marshfield News Herald, August 7, 1964, pg. 10.)

(Continued from page 7, "Support")

Problem with Microsoft Outlook crashing?



- 1 If you have any plugins to outlook, start Outlook in Safe Mode, disable one plugin and restart normally. Keep disabling one plugin at a time until you find one that's causing the crashing - try reinstalling it or leaving it disabled.
- 2 If your mailbox is more than 5-10GB, try deleting or archiving old mail and attachments.
- 3 Run the database scanning tool!
- 4 If you have an Exchange or IMAP email account, try deleting and recreating the mailbox.



A *checklist* before calling IT SUPPORT

CONOSCO.COM

(End of "Support" Article - Thanks Lori B. for sharing)

Veterans Buried in Wood County *(Wisconsin Historical Society, M55, 908, WI Cemeteries, Outagamie-Wood Co., Box 21)*

(continued from previous issue)

STANGL, Joe Hillside Cemetery Marshfield, WI Lot 103, Block 139 Section 3 Contact: Mrs. Kate Wein, sister R#2, Marshfield, WI	WW#1	Marshfield, WI Flanders Field Contact: Aug. Trierweiler, brother Marshfield, WI	
STAUBER, John G. Hillside (Catholic) Cemetery Marshfield, WI W1/2 Lot 102, Block 3 Contact: Mrs. Anna Helixon, sister Marshfield, WI	WW#1	TRUDELL, John D. Calvary Cemetery Wisconsin Rapids, WI Lot 373 Contact: Mrs. Hedessha Trudell, wife Wisconsin Rapids, WI	WW#1
STEGER, Philip L. Hillside Cemetery Marshfield, WI S1/2 Lot 61, Block 1 Contact: Rose Steger, wife Minneapolis, MN	WW#2	VANDENBERG, Sylvester J. Forest Hill Cemetery Wisconsin Rapids, WI Grave 2, Lot 2, Block 41 Contact: Mrs. Inez Vandenberg, wife R#5, Wisconsin Rapids, WI	WW#2
STOCKING, George W. Forest Hill Cemetery Wisconsin Rapids, WI Lot 2, Section 75 Contact: Mrs. Minnie Lakin Wisconsin Rapids, WI	WW#1	VARNEY, Everett L. Hillside Cemetery Marshfield, WI Flanders Field Contact: Mrs. Carrie Varney, mother Marshfield, WI	WW#1
STOCKING, Kenneth Forest Hill Cemetery Wisconsin Rapids, WI Lot 2, Section 75 Contact: Mrs. Minnie Lakin Wisconsin Rapids, WI		VIERTEL, George A. Catholic Cemetery Altdorf, WI	WW#1
STOLTZMANN, Ray Geo. Hillside Cemetery Marshfield, WI Flanders Field Contact: A.W. Stoltzmann, father Marshfield, WI	WW#2	VOIGHT, John E. Forest Hill Cemetery Wisconsin Rapids, WI Grave 2, Lot 7, Block 52 Contact: Mrs. Olive Voight, wife R#2, Arpin, WI	WW#1
TRIERWEILER, Nicholis F. Hillside Cemetery	WW#1	WALLOCH, Frank M. Holy Rosary Cemetery Town of Sigel, WI Graves unmarked Contact: Mrs. Alice Walloch, wife R#4, Wisconsin Rapids, WI	WW#1

(Continued on next page)

(continued from previous page)

WALSH, Irving Anthony WW#2
St. Kilian's Cemetery
Blenker, WI
Graves unnumbered
Contact: Anna Walsh, mother
Auburndale, WI

WARNER, Fred M. WW#1
Forest Hill Cemetery
Wisconsin Rapids, WI
Grave 3, Lot 5, Block 59
Contact: Mrs. F. Wipfli
Altdorf, WI

WARREN, Harley A. WW#1
Forest Hill Cemetery
Wisconsin Rapids, WI
Grave 4, S1/2 Lot 1, Block 48
Contact: Mrs. Clara Warren, wife
R#1, Wisconsin Rapids, WI

WATERMAN, Ward A. WW#1
Forest Hill Cemetery
Wisconsin Rapids, WI
Grave 6, Lot 6, Block 37
Contact: Kathryn Waterman, wife
Black River Falls, WI

WECHOREK, John J. WW#1
Hillside Cemetery
Marshfield, WI
East 1/2, Lot 23, Block 8
Contact: Mary Wechorek, wife
Marshfield, WI

WITTE, Conrad A. WW#2
Forest Hill Cemetery
Wisconsin Rapids, WI
Grave 3, Lot 6, Block 112
Contact: Emma Witte, wife
Wisconsin Rapids, WI

WOLF, Jacob F. WW#1
Hillside (Catholic) Cemetery
Marshfield, WI
N1/2 Lot 71, Block 9
Contact: Theresa Wolf, wife
Marshfield, WI

ZOMBKOWSKI, Theodore* WW#1
Riverside Cemetery
Nekoosa, WI
SW Pt. of Catholic Sec.
Contact: Maria Zombkowski, wife
New Miner, WI

*Also Tiodor Zuboczuk

BURKHARDT, Willard W. WW#2
Protestant Cemetery
Auburndale, WI
Contact: George Burkhardt, father
R#1 Auburndale, WI

(End of Cemetery List)

Thirty-four Will Graduate From Granton High School Thursday

(Excerpted from the Loyal Tribune, May 27, 1965, page 6)

Thirty-four seniors of Granton High School will receive their diplomas at Commencement exercises to be held at the high school gymnasium, Thursday evening, May 27.

The valedictory address will be given by Gloria Hiles, daughter of Mr. & Mrs. Robert Hiles. Paul Spaete, son of Mr. & Mrs. Alfred Spaete, will give the salutary address.

The invocation and benediction will be given by the Rev. F. C. Benecke. Diplomas will be presented to the class by David Anderson, member of the board of education.

The following are members of the graduating class: Sarah Anderson, Nancy Barten, Darryl Booth, Neil Braatz, Margie Chubb, Vicki Cohara, Rodney Dix, Rene Dudley, Lois Garbisch, Jack Grassman, Gloria Hiles, Kathryn Lee, Linda Martin, Clara Menke, Colleen Montgomery, Lois Mummert, Mary Ann Nickel, Nancy Pietenpol, Maryann Pernsteiner, Mark Rand, Larry Russel, Gene Schofnherr, Dale Schultz, Carol Seefeldt, Richard Smith, Paul Spaete, Allen Sternitzky, David Strey, Garry Theide, Larry Theide, Harold Vanderwyst, Eugene Walter Michael Winkel and Ronald Wolf.

(End of Graduation Article)

(Continued from page 3, "Ancestry.com App")

Comments View

The new comments section provides a running history of the new comments that have been left on photos and stories in your tree, making it easy for you to keep up to date on the latest comments. When you see a comment that you would like to see in full context or respond to, simply tap; you will be taken to the photo or story that the comment was made on and be able to review the entire comment thread associated with the content.

Badges

You may notice a new red badge with a number in it that shows up on the Ancestry app icon. This lets you know that you have new hints or comments to review. We have also included badges on the icons representing the hint and comment sections which allow you to know exactly where the new content can be found.

Notifications

If you have enabled the Ancestry App to send you push notifications you will now be notified when the very best new hints or comments are available. When you are ready to view the new hint or comment, simply tap; the app will open and you will be taken directly to the hint or comment.

Tree Viewer Enhancements

In addition to family and pedigree views, you can now view your family tree in a list view. From this view you can filter the list of tree persons by name or using a number of useful filters (Direct Ancestors, End of Line, Living Relatives, Peo-

ple with Hints, and People with Recent Hints). We've also added a dedicated person search within the pedigree and family views. Tapping on the search icon in the top left corner of the tree viewer will allow you to enter the name of the person you are looking for. When you see the person you are looking for, simply tap; the tree will be refocused on this person and you will be taken directly to his or her profile details.

Navigation

We've simplified and updated the navigation within app. You will notice prominent tabs along the bottom of the app for Hints, Comments, Tree, DNA, and Settings. Getting around the app will now be quicker and easier than ever. In addition to the major updates highlighted above we have worked on smaller touches within the app that enhance the overall experience. As you use the app in more depth you will likely notice other changes like: quick links to web content, side-by-side comparisons between tree and record data, quick access to profile information from hints and updated colors and styling. We hope that the new version 6.0 app experience will be a good one, and that the Ancestry Mobile App will become an ever more integral part of your Ancestry experience. If you have ideas, thoughts or questions please feel free to submit feedback by tapping on the "Feedback" tab within the Settings section of the app.

The Ancestry Mobile Team

(from <http://blogs.ancestry.com/ancestry/2014/08/30/ancestry-mobile-ios-6-0-release-now-available/>)


MARSHFIELD AREA GENEALOGY GROUP

Phone: 715-897-1910
or 715-387-4044

Email:
schnitzl@charter.net

We're on the Web

<http://www.marshfieldgenealogy.com>

and look for us on 

ISSN# 1089-845X

Upcoming Meetings

September 25, 2014

Something Grand About Them. Many families in the United States observe National Grandparents Day on the first Sunday of September after Labor Day! This year, MAGG members will remember their grandparents by sharing photos and stories about what made them "Grand" with other group members.

October 23, 2014

Sharing Stories of Heirlooms. We all have treasured family possessions, during this meeting MAGG members will share examples of how these heirlooms and their stories have been passed down to the next generation in their families. Besides older objects, members might share examples of newer items they hope will become future family heirlooms.

November, 2014

No Meeting, please spend this time with family on Thanksgiving.

December, 2014

No Meeting, please spend this time with family during this Christmas season.

Meetings of the Marshfield Area Genealogy Group are regularly held at 7:00 p.m. on the fourth Thursday of each month at the Marshfield Public Library downstairs in the Beebe Forum Room, except July (month of our family picnic) and November & December (no meetings) unless otherwise specified.